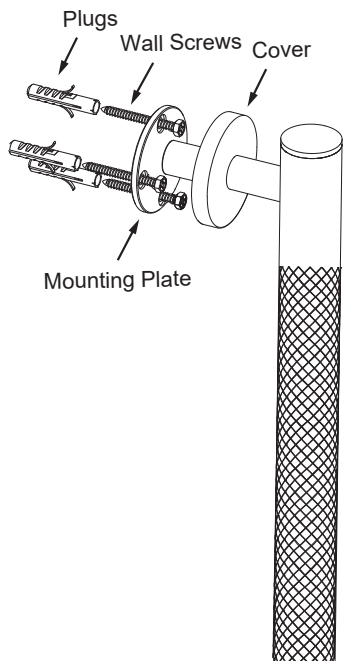


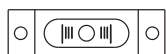
GRAB BARS SERIES

KNURLED ANGLE GRAB BAR

8289901



Tools required for installation




Level



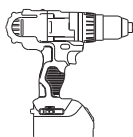
Pencil



Wrench



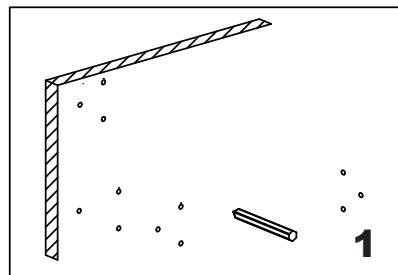
Screwdriver



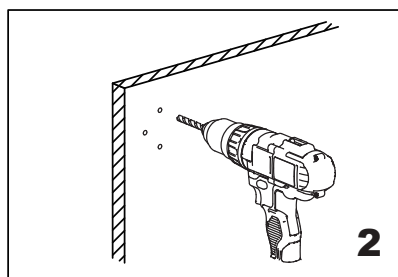
Drill




Hammer



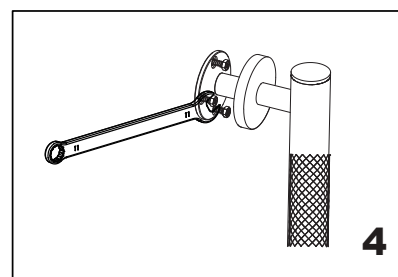
Mark (on the wall) locations of plugs through mounting plate using a pencil, refer to Fig.1



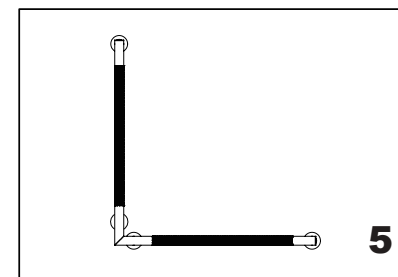
Drill 3/16" holes, make sure to keep drill level



Insert plugs into drilled holes, using a hammer to tap the plugs in, be careful not to break tile



Driver bolt nut directly into holes



Tighten the cover on the Mounting plate