HOTEL COLLECTION

FOOT REST
(For Corner of Shower)
828910



Tools required for installation

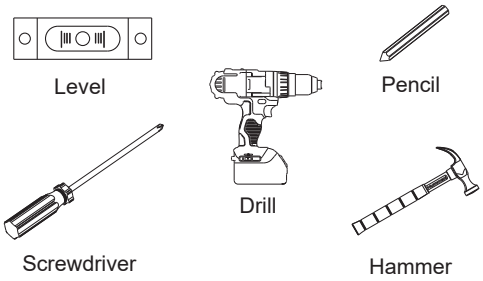

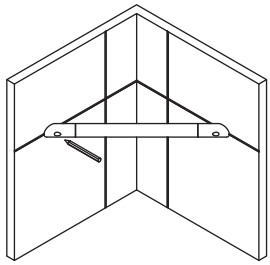

Step 1

Position the foot rest against the wall and mark holes with pencil.

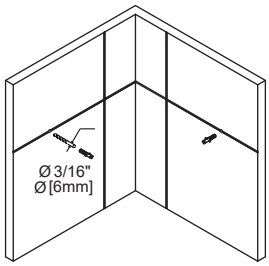

Step 2

Predrill 3/16” holes on the wall to fit wall plugs. Insert wall plugs into the wall.

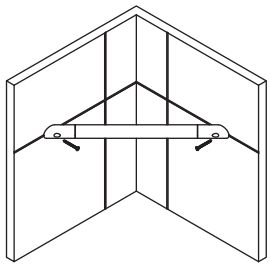

Step 3

Install screws and tighten the screws with screwdriver.

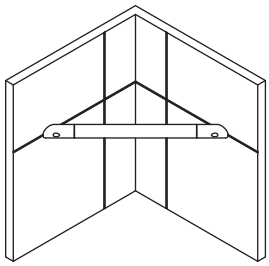

Step 4

Installation is complete.