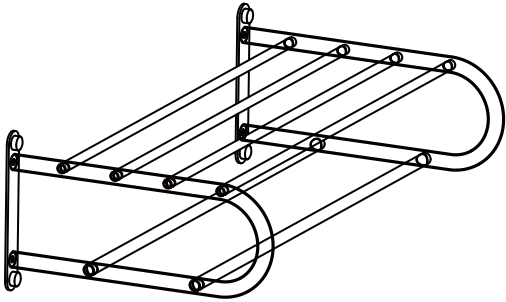
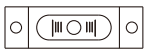


HOTEL ITEMS

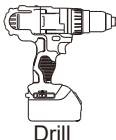
TWO TIER TOWEL RACK 19" 8281522



Tools required for installation




Level



Drill



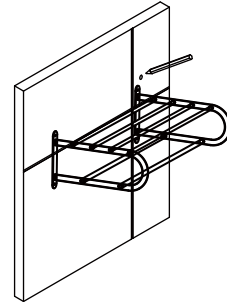
Pencil



Screwdriver

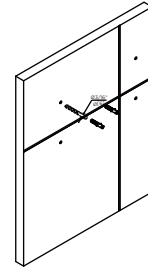


Hammer



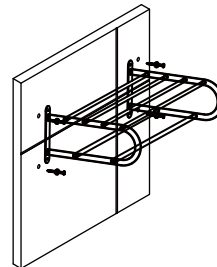
Step 1

Position the shower shelf against the wall and mark the holes with pencil.



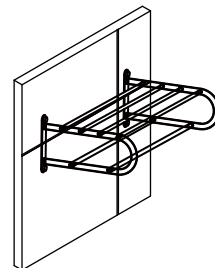
Step 2

Predrill 3/16" holes on the wall to fit wall plugs. Insert wall plugs into the wall.



Step 3

Install screws into the wall and tighten them, ensure the product is level.



Step 4

Install the end caps onto the set screws.